



C.A.R.R.O.L.L.

C.A.R.E.S.

Instructor: Keith Benfer

State Permit Number: **AP-80011**

C.A.R.R.O.L.L.

C.A.R.E.S.

Instructor: Keith Benfer

Student Name: Your Name


Date: Today's Date

Expires: 4 years from today's date

Welcome

- **C.A.R.R.O.L.L. C.A.R.E.S.** Alcohol Awareness Class
- 20 question test – immediate results
- We are all in this together, please be patient
- Housekeeping

Pre-Test



Hmmm...

Haven't picked C in a while

C.A.R.R.O.L.L. C.A.R.E.S.

- **C: Compliance First:** Always adhere to liquor permit rules and regulations.
- **A: Age Verification:** Verify IDs to prevent underage alcohol sales.
- **R: Responsible Service:** Serve alcohol within legal limits and avoid over-serving patrons.
- **R: Recognize Intoxication Signs:** Be alert for signs of intoxication.
- **O: Observe Limits:** Keep alcohol out of the hands of underage individuals.
- **L: Learn the Laws:** Stay informed about alcohol-related laws and guidelines.
- **L: Liability Awareness:** Understand your responsibilities as a server.

C.A.R.R.O.L.L. C.A.R.E.S.

- **C: Customer Safety:** Prioritize the safety and well-being of patrons.
- **A: Alcohol Education:** Educate patrons about responsible drinking.
- **R: Risk Reduction:** Minimize risks associated with alcohol service.
- **E: Empower Servers:** Equip servers to make informed decisions.
- **S: Safe Serving:** Everyone and every time

Benefits of being Alcohol Awareness Certified

- The purpose of this training is to fulfill State and County Rules and requirements.
- Ensure this training gives you tools to follow **State and local regulations**
- Influence behavior to encourage responsible drinking
- **Reduce overservice & intoxication**
- Provide a collaborative approach to **preventing the misuse and underage sale of alcohol**
- Ultimately, we want you to be able to acknowledge and understand the difference between drinking responsibly and becoming intoxicated

**Rules and Regulations of
The Board of License Commissioners
for Carroll County
225 North Center Street
Westminster, Maryland 21157
410-386-2094**

*David Brauning, Chairman
George D. Barnhart, Esq., Member
Christina Mawhinney, Member
Brooke Hagerty, Alternate Member*

Revised February, 2025

Drunk Moments



Can I have four
Sambuca?

We are here to EDUCATE not VIOLATE

- **Sales – Safe And Legal Every Sale**
- Alcohol is regulated by Federal, State and local laws
- Intoxication is different than just having a responsible drink
- **Alcohol is 1st absorbed in the interior of the mouth**
- 80% of Alcohol is absorbed in the lower intestines
- Pyloric Valve in the stomach knows when to open and close to process food
- This valve knows if there is food in there to process, it will stay closed therefore slowing absorption of alcohol

If the stomach is empty the valve will open and send the alcohol to the lower intestines where speedy absorption occurs

Alcohol

- Is a clear, odorless, and flavorless liquid.
- The color, taste and odors are created during the manufacturing process.
- Wines are fermented
- Beers are Fermented and brewed
- Liquors and spirits are distilled

Fermentation

- Yeast combines with sugars from fruit or grains in a chemical reaction resulting in Alcohol.



Distillation

- Fermented beverage is boiled at a controlled temperature to extract and concentrate the ethanol fumes.



Facts about Alcohol Absorption

- **Alcohol molecules love food fat** but NOT body fat therefore Alcohol absorption is slower when you consume food
- Central Nervous system is the body's auto pilot, if enough alcohol is consumed the auto pilot shuts down. This is alcohol poisoning which can lead to death
- Alcohol DOES NOT need to be *digested* to be absorbed into the bloodstream
- The stomach is the first internal organ to have long contact with alcohol. It knows to prioritize the elimination of alcohol ahead of other nutrients

Metabolism in the Liver

- Breaks down alcohol in the body
- Burns ethanol
- Aided by alcohol dehydrogenase enzyme
- Ultimate products of chemical reaction are carbon dioxide and water
- **Average person's BAC drops by about 1 drink per hour**

Elimination of Alcohol

- Direct excretion
 - Breath
 - Urine
 - Sweat
 - Tears
 - Puke
- Metabolism



Metabolism

How can we speed up the metabolism of alcohol?

We can't – The liver takes its time burning up the alcohol

What do you get when put a drunk in a shower?



What do you get when put a drunk in a shower?

Alcohol Effects

- **SIZE-** smaller people typically are affected more quickly. However larger people with more body fat can become intoxicated faster because they have less fluid, so the alcohol is more concentrated in the blood.
- **GENDER-** **Women tend to have higher body fat and less fluid this means alcohol is less diluted.** Women don't break down alcohol as efficiently as men therefore alcohol builds up in their blood stream more quickly.
- **CONSUMPTION-** Drinking more quickly will have a stronger effect than drinking the same amount over a longer period of time. Drinking alcohol faster will build up in the bloodstream quicker than the liver can remove it.

Alcohol Effect Continued

- **AGE** – The amount of body fluid tends to decrease with age. An older person will be more affected as well as someone who is young and still developing. The younger and older have a lower tolerance of alcohol.
- **CARBONATION** – Fizzy drinks like champagne and tonics/cola increases **absorption of alcohol in the bloodstream.**
- **TOLERANCE**- **Tolerance has no RELATIONSHIP to BAC.** People who are used to drinking heavily have developed a high tolerance and their bodies have become used to it and it therefore no longer produces the same effects.

Blood Alcohol Content (BAC)

- BAC is the legal measurement of the amount of alcohol in a person's blood
- The more alcohol consumed the higher the BAC
- BAC levels can be different each time he/she drinks or what they drink
- Higher the BAC the more effects of the alcohol will be seen

Time is the only thing that can lower a BAC

What is a Standard Drink?



12 oz of beer
~5% alcohol



5 oz of wine
~12% alcohol



8 oz of malt liquor
~8% alcohol



1.5 oz of spirits
~40% alcohol

In the U.S., a standard drink is any drink that consists of 14 grams of pure alcohol. This is equal to about 0.6 fluid ounces or 1.2 tablespoons. (Actual amount varies by type and brand of alcohol)

ABV by Type of Drink (Standard measure)

- Beer: Alcohol Percentage 4–8%
 - **Craft beers: typically have higher alcohol percentages, at 8–12% and higher**
- Wines: Alcohol Percentage 14–24%
- Malt beverage: Alcohol Percentage 15%
- Champagne: Alcohol Percentage 12.5%
- Vodka: Alcohol Percentage 40–95%
- Gin: Alcohol Percentage 36–50%
- Tequila: Alcohol Percentage 50–51%
- Rum: Alcohol Percentage 36–50%
- Whiskey, Scotch, Bourbon Alcohol Percentage 36–50%
- Liqueur: Alcohol Percentage 15%
- Hard seltzer: Alcohol Percentage 4–12%

Alcohol/Drug Reactions

Alcohol is a DEPRESSANT- Because of the way alcohol changes our brain chemistry you may temporarily feel relaxed and numb but after you are sober the mood can return to or even make you feel depressed

Use of any drug, legal or illegal, may cause adverse reactions when mixed with alcohol (an additive effect)

Prevention Strategies for Serving or Selling to Intoxicated patrons

- **Slow down service** – Casually avoid or delay ordering.
- Enlist the help of the friends in the group when dealing with a person who may need to be cut off.
- Be courteous but FIRM. Enlist the help of management if necessary.
- **Document** any incidents *to protect yourself and the establishment*.
- A server should **always be confident in cutting off a guest**. REMEMBER **alcohol is regulated by law** and servers are required to make a reasonable effort to **prevent over service** and underage sales.

Reasonable Efforts

Reasonable Efforts are steps the law requires you to take when dealing with underage drinking or intoxication

Examples of Reasonable Efforts:

- Offer food- if your establishment allows you to serve complimentary soda, water, coffee or appetizers
- Provide alternate transportation – Lyft/ Uber/ Cab
- If the patron appears **VISIBLY intoxicated** – The server/clerk should **refuse service/selling**
- If the age of a person is in question even after checking the ID, you always have the *right to refuse a sale*
- Document any alcohol related occurrences



Effects of Alcohol

Drinking & Driving in MD

- Impairment begins with your first drink
- Maryland legal limits are **.08 for DUI**, .07 for DWI*
- Under 21 **"zero tolerance law"** makes it illegal to drive with any measurable amount of alcohol in the system
- Minimum of 90-day suspension for those who refuse to test or test above the legal BAC limit. The state has the ability to impose longer suspensions/revocation
- Maryland has a higher report of driving while drinking than the National average. National Average is 1.9%, Maryland is 2.1%

Alcohol/ Drug Restrictions on a License

- You are prohibited from driving or attempting to drive a motor vehicle after consuming alcohol, or any other mood altering substance, in any amount. Furthermore, if you receive two alcohol related convictions within a 2-year period you will be subject to a 3-year alcohol restriction. If you are under 21 years of age you are restricted from driving or attempting to drive a motor vehicle while having a blood alcohol concentration (BAC) level between .02 grams/100ml and .08 grams/100 ml.
- Alcohol Restriction on the license has no bearing on whether or not the retailer can serve that person alcohol

Alcohol/ Drug Restrictions on a License

- Ignition interlock device restriction. You are required to install and maintain an Alcohol Breath-Analyzed Ignition Interlock Device in your vehicle. You must breathe into this device every time you start your vehicle so that it can test for the presence of alcohol in your system. See Ignition Interlock Program for more information about this process or contact an ignition interlock service provider.
- It is up to each establishment to determine their own policy.



Break

10 minutes please

Stretch your legs

Acceptable Forms of ID

State Law §6-305

- **Valid photo Driver's License - If it is expired it is not considered valid**
- **Valid photo state-issued ID**
- **U.S. active military ID – New one now vertical with DOB on the Back (Known as a CAC card)**
- **A individual's electronic credential issued by the Motor Vehicle Administration under Title 16, Subtitle 10 of the Transportation Article.**

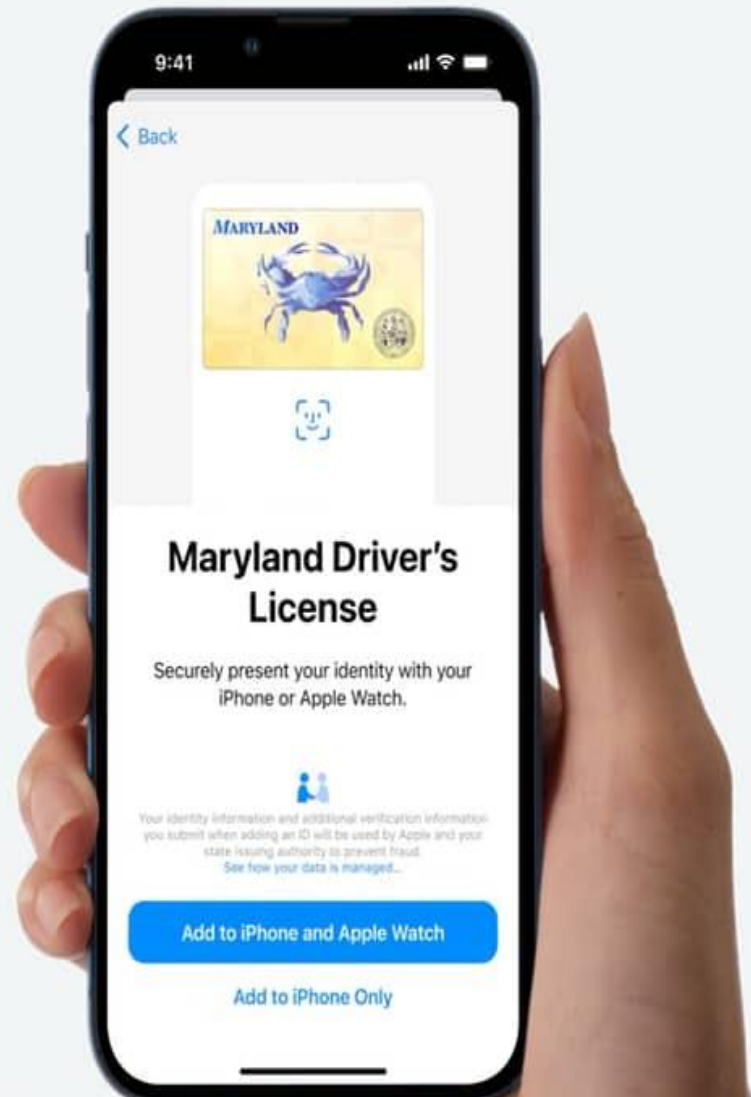
Personal Identification of Patrons

Local Law Rule 36

- **PERSONAL IDENTIFICATION OF PATRONS**
- **When the age of a prospective customer is in question, the licensee shall require two (2) pieces of identification, one of which must be a bona fide driver's license or official State of Maryland ID card, a United States Military Identification Card and a individual's electronic credential issued by the Motor Vehicle Administration, Any sale to a minor shall not be considered to have been made with "due caution" if the licensee fails to request and to examine the minor's identification.**
- **A passport can used as a secondary form of ID**

Maryland Digital Driver's Licenses

Then tap your
Maryland ID



Maryland Digital Driver's Licenses



Maryland Digital Driver's Licenses

Under 21 Test

CUT



Underage Warning Signs

Best way to avoid serving to a minor is to politely request to see, closely examine an acceptable ID

- Hands money to someone else who is obviously of age
- Hides face or looks away while you study the ID
- Seems nervous or moves around frequently
- States he/she is a regular or friend of employee
- Comes to the bar to order drinks for a table full of people
- Legal perspective of POSSESSION – MD Law will say yes if the person can reasonably exert immediate control over the drink. (sitting near them) Use common sense.

Steps to follow to Check IDs

- Ask guest to remove from wallet – you want touch it, feel it, & closely examine it
- Do not accept an expired Drivers License
- Determine whether the ID is valid - Does the photo match the person. Head Shapes – Eyes Shape – Ears in different position
- Vertical vs. Horizontal identifications - **Vertical UNDER 21.**
- Set your policies and stick to it
- Questions - ask for 2nd form of ID
- **Card Readers don't catch faces – LOOK at the person**

F-L-A-G: How to properly check ID

- **F - Feel**
- **Have the customer remove the ID from their wallet or plastic holder. You may see another ID in their wallet.**
- **Feel for raised edges, glue lines or bumpy surfaces by the photo or birth date. Uneven surfaces often indicate tampering. Feel for cut-out or pasted information.**
- **Check the thickness of the ID. Check to see if it was re-laminated after changing some of the information.**

F-L-A-G: How to properly check ID

L - Look

- **Photograph:** Does it look like the person in front of you? Hairstyles and makeup can change, so focus your attention on the person's eyes, nose and chin. When checking men with beards or mustaches, cover the facial hair portion of the photo and concentrate on the eyes, nose or ears.
- **Height:** Does the height listed reasonably match the person?
- **State seal:** Is it on the ID and is it in the correct place?
- **Date of birth:** Is the person old enough? Figure the math or look at the "Under 21 Until" portion of the ID.
- **Age on ID vs. appearance:** Does the person in front of you match the age on the ID?
- **Expiration date:** Is the ID expired? Expired IDs are unacceptable.

F-L-A-G: How to properly check ID

- **A - Ask**
- Ask for their middle name, zodiac sign or year of high school graduation. If someone has to think about their sign or when they graduated, the ID may be false.
- Ask the birth month. If the person responds with a number rather than the name of the month, they may be lying.
- If the customer is with a companion, ask the companion to quickly tell you the customer's name. Any hesitation may indicate deception.
- Ask the customer to sign their name and then compare the signatures to the ID. Sometimes if the ID is false, the customer will sign their true name, rather than the one on the ID.

F-L-A-G: How to properly check ID

- **G - Give Back**

- Give the ID back to the customer and make the sale if the ID is valid.
- If the ID is fake or altered, you have several options
 - Call the police and have them determine if the ID is valid
 - If the customer, ask for the ID you must still return the ID.

Additional Tips in checking ID's

- Remember **USE YOUR EXPERTISE/TOOLS**
 - Is the license format still valid in the issuing state – Does it contain UV images? **Check for details**
 - Examine – **Compare the ID, USE the ID checking guide**
 - Ask – Communicate with the guest by asking questions to verify that the ID belongs to the guest (birth year, when did you graduate?). Look for signs of hesitation
 - Make it harder for them to lie to your face. Make it a practice to ask questions. How old are you? Are you 21?
 - Do you have a threshold age? Do they look 35? Do they look as old as your parents?

MARYLAND DRIVER'S LICENSE

A Maryland Driver's License for Jane Diane Sample. The license features a large portrait of the holder on the left, a smaller portrait on the right, and a signature at the bottom left. The background is a mix of yellow and red with a complex security pattern. The text is organized into sections: header, identification, personal details, and status.

MARYLAND USA
Driver's License

DL

07/07/1985

550004DAE

Customer identifier
S-000-000-000-000

Family name
SAMPLE

Given names
JANE DIANE

Address
**123 ANY STREET
GLEN BURNIE MD 21062**

Date of birth **07/07/1985** Sex **F** Height **5-08** Weight **132** Date of exp **07/07/2023**


Restrictions **2** Classifications **B** Endorsements **2** Date of issue **03/25/2016**


VETERAN

♥ ORGAN DONOR

UNDER 21: VERTICAL

MARYLAND USA
Driver's License



DL 

550004DBD

Customer identifier
S-000-000-000-000

Restrictions
J

Classifications
C

Endorsements

Jason T. Sample

Under 18 until 02/18/2015
Under 21 until 02/18/2018

Family name
SAMPLE

Given names
JASON THOMAS

Address
123 ANY STREET
GLEN BURNIE MD 21062

Date of birth
02/18/1997

Sex	Height	Weight	
M	5-11	145	02/18/1997


Date of issue
03/30/2016

Date of exp
04/18/2018

♥ ORGAN DONOR

NOT FOR FEDERAL IDENTIFICATION

MARYLAND USA
Identification Card



ID

55ID4AN01

Customer identifier
S-152-051-222-346

Date of issue
03/10/2016

Date of exp
03/10/2021

Allison D. Sample

Under 18 until 05/06/2023
Under 21 until 05/06/2026

Family name
SPENCER

Given names
ALLISON ARNOLD

Address
123 MAIN AVE SE - w/ non-real id
GLEN BURNIE MD 21062

Date of birth
05/06/2005

Sex	Height	Weight	
F	4-00	100	05/06/2005

SOME RELEVANT NUMBERS ARE RAISED




RAISED PRINT THAT YOU CAN SEE AND FEEL



**MVA changed from Soundex number to
Customer ID number on December 6, 2021**


PERSON'S SIGNATURE IS RAISED



MULTIPLE SIZED CROSSES ARE RAISED



MVA ADMINISTRATOR'S SIGNATURE IS RAISED (ON BACK)



ULTRA-VIOLET (UV) LIGHT FEATURES




Front

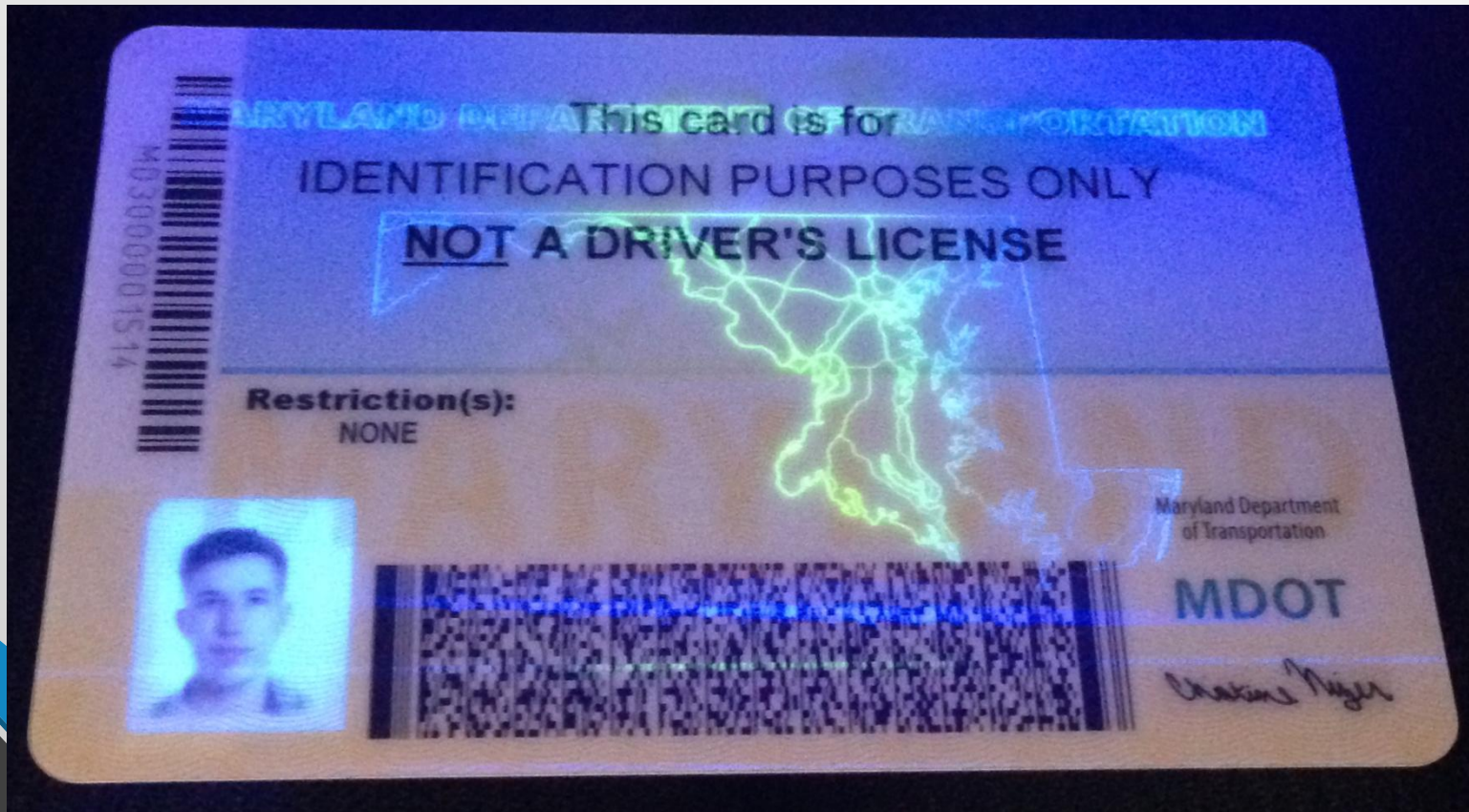


Back

ULTRA-VIOLET (UV) LIGHT FEATURES



ULTRA-VIOLET (UV) LIGHT FEATURES



“MDOT” CHANGES COLOR WHEN TILTED



“MDOT” CHANGES COLOR WHEN TILTED



“MDOT” CHANGES COLOR WHEN TILTED



“MDOT” CHANGES COLOR WHEN TILTED



“MDOT” CHANGES COLOR WHEN TILTED



“MDOT” CHANGES COLOR WHEN TILTED



“MDOT” CHANGES COLOR WHEN TILTED



SECONDARY PHOTO CHANGES TO DATE OF BIRTH WHEN TILTED

MARYLAND USA
Identification Card

DL

550004DBD

02/18/1992

Customer identifier
S-000-000-000-000

Family name
SAMPLE

Given names
JASON THOMAS

Address
**123 ANY STREET
GLEN BURNIE MD 21062**

Date of birth
02/18/1992

Sex Height
M 5-11

Weight
145

Date of issue
03/25/2016

Date of exp
02/18/2023

VETERAN

♥ ORGAN DONOR

The image shows a Maryland Identification Card for Jason Thomas Sample. The card features a primary photo of the individual and a secondary photo tilted at an angle. The tilted photo shows a different date of birth (02/18/1992) than the primary photo. The card includes the state seal, the text 'MARYLAND USA Identification Card', and various fields for personal information, including customer identifier, family name, given names, address, date of birth, sex, height, weight, date of issue, date of expiration, and veteran status. A 'DL' (Driver License) icon and a star icon are also present. The card is marked as an organ donor.

SECONDARY PHOTO CHANGES TO DATE OF BIRTH WHEN TILTED

MARYLAND USA
Identification Card

DL

02/18/1992

550004DBD

Customer identifier
S-000-000-000-000

Family name
SAMPLE

Given names
JASON THOMAS

Address
**123 ANY STREET
GLEN BURNIE MD 21062**

Date of birth
02/18/1992

Sex Height
M 5-11


Weight
145

Date of issue
03/25/2016

Date of exp
02/18/2023

VETERAN

ORGAN DONOR



USA

DL



for
8-758-000

GE

EYS QUARTERS RD
E MD 21220

Sex	Height	Weight	Date of exp
01 F	5'-08"	160	12/15/2028
Classifications	Endorsements	Date of issue	
C		12/20/2022	

MICROPRINT IN MANY AREAS



MICROPRINT



Maryland Fake ID



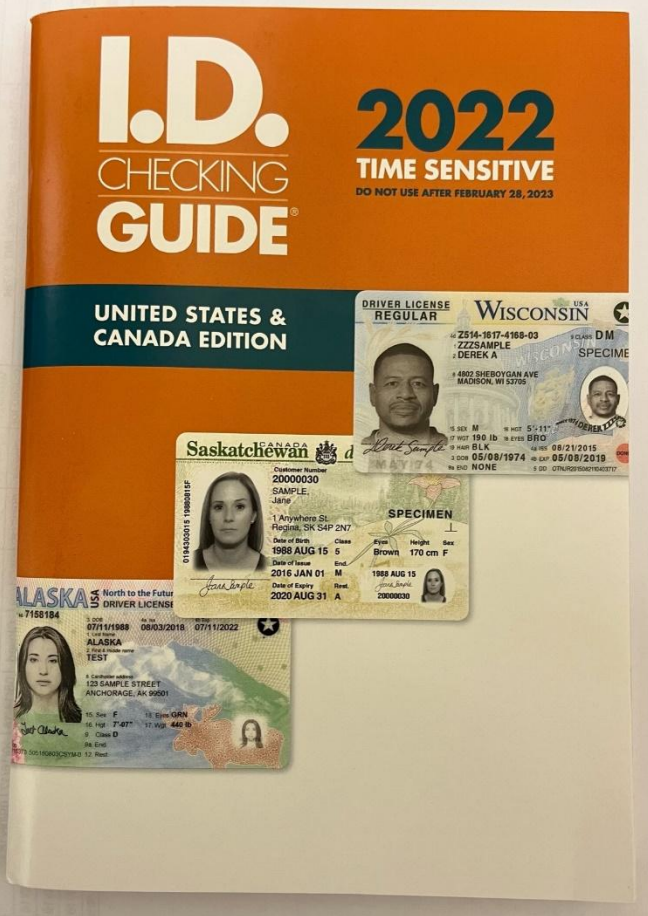
Checking IDs

Australian video – Drinking age there is 18

Detecting Fake IDs

- Fake identification can take various forms, including:
 - False ID: manufactured or computer generated
 - Altered ID: valid identification that is altered to change critical information
 - Borrowed ID: valid identification used by another person
- If you are unsure whether an ID is valid, do not sell alcoholic beverages. One technique is to compare the ID to a secondary form of identification. Examples may include a credit card, social security card, student ID, and a fishing or hunting license. Be careful when accepting any ID as a second form to ensure that the second form of ID is valid. Hold them both together and compare to see if they match.

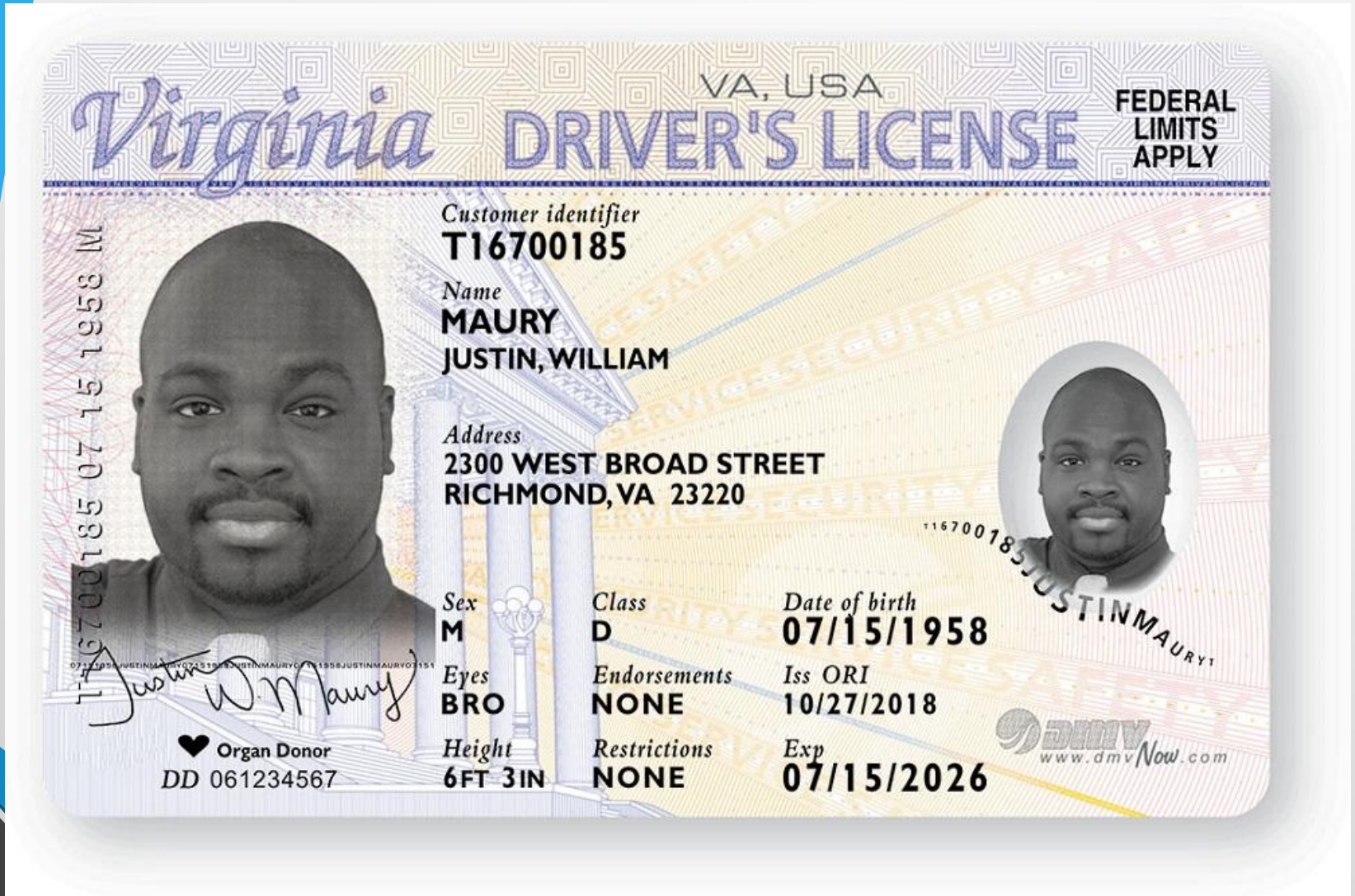
Useful ID checking tools



Things to check For on Fake IDs

- Edges/ Corners that are scissor cut
- Overlay not positioned correctly on plastic card
- Details on rear being blurry or smudged
- Barcodes cut off
- Photo of person is blurred or not in focus
- Very little detail on reverse (Restrictions/ Endorsements)
- Obvious poor construction

Fake or Genuine?



Fake or Genuine?

Virginia VA, USA **DRIVER'S LICENSE**

Customer identifier
T11094075

Name
WIMSATT
TYLER, JAMES

Address
187 ORCHARD HILL DR
RICHMOND, VA 23222

Sex
M

Class
NONE

Date of birth
01/08/1997

Eyes
BLU

Endorsements
NONE

Iss ORI
01/15/2018

Height
5FT 11IN

Restrictions
NONE

Exp
01/01/2025

DD 067959001

DMV
www.dmvNow.com




Fake or Genuine?



Fake or Genuine?





Scissor cut corner



Overlay not centered

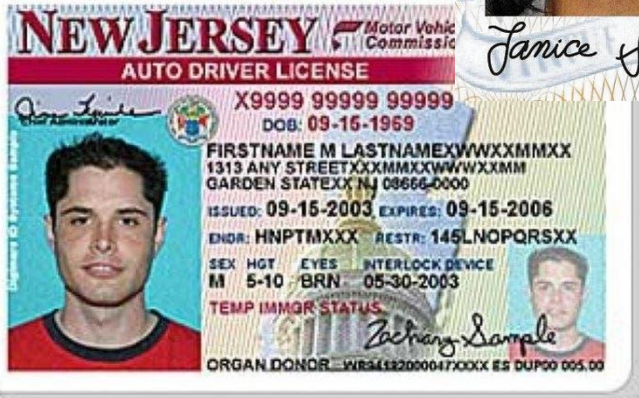




Blurry/Weak photo



Cut off barcode(also slants L to R)

Most Commonly Encountered Fake IDs



Can you confiscate ID's?

- MD Attorney General opinion is that you CANNOT take the ID BUT there is not written law, just an opinion.
- If you begin to question the person and they LEAVE the ID with you, then you did not take the ID. They abandoned it.
- You can ask the person to wait just a minute as you are going to contact the police to verify if this ID is valid.
- Training in and understanding ID's means there will be fewer mistakes.
- If you get an ID contact the liquor board and hand the ID over to the inspector

International Driver's Licenses

INTERNATIONAL TRANSLATION OF DRIVER'S LICENSE
 LICENCIA DE CONDUCIR ВДИТЕЛЬСКОЕ УДОСТОВЕРЕНИЕ
 ΑΔΕΙΑ ΟΔΗΓΗΣΗΣ PERMIS DE CONDUIRE 國際汽車駕駛執照

Name: VKOOHFAP AYREZA
 ITDL No: T-USA-IDL011030774
 Valid From: 07-MAR-2013 Valid Until: 07-MAR-2018
 Sex: F HT: 5'5" WT: 165 cm Category: 3
 Address: 52850 MAIN ST LOS ANGELES CA, 77598
 Holder's Signature: [Signature] DOB: 16-JUL-1977

Note: This translation is based on original driver license issued in US and is not valid for driving in US. It is only valid for driving in foreign countries.

INTERNATIONAL DRIVING PERMIT
 PERMIS DE CONDUIRE INTERNACIONAL
 PERMISO DE CONDUCIR INTERNACIONAL
 ВДИТЕЛЬСКОЕ УДОСТОВЕРЕНИЕ
 رخصة قيادة دولية
 ITCA INTERNATIONAL TRAFFIC CONTROL ASSOCIATION

THIS PERMIT HAS BEEN ISSUED BASED ON A SUCCESSFUL VERIFICATION EXERCISE OF THE NATIONAL IDP


GRN4356-6958-735 CLASS: B UNRESTRICTED

1. SAJIDHARETTY
2. FAKER
3. 02/04/1984 BANGLORE
4. 985405 BANGLORE BANGLORE INDIA
5. ITCA
6. 08/10/2017 7. 07/10/2020
8. ~~CLASS: UNRESTRICTED~~
9. PRINTED ON PHOTO

11. **B**

GLOBAL REFERENCE NUMBER VERIFICATION BARCODE
 LICENSE NO. ~~CLASS: UNRESTRICTED~~

ITCA IDP IS NOT A STAND-ALONE DOCUMENT. IT MUST BE ACCOMPANIED WITH A DOMESTIC DRIVER'S LICENSE.



INTERNATIONAL DRIVER DOCUMENT
 LICENCIA DE CONDUCIR INTERNACIONAL
 PERMIS DE CONDUIRE INTERNACIONAL
 ВДИТЕЛЬСКОЕ УДОСТОВЕРЕНИЕ
 رخصة القيادة الدولية
 TRANSLATION OF FOREIGN DRIVER'S LICENSE

DB 09524-824 LEONARD JAMES ANDERSON

Thailand
 COUNTRY OF BIRTH: BIRTH DATE:
 UNITED STATES

SEX: M EYES: BROWN HT: 173 CM CAT: A.D

ISSUED: 10/22/2010 EXPIRES: 10/22/2020

INTERNATIONAL DRIVER'S LICENSE
 LICENCIA DE CONDUCIR PERMIS DE CONDUCITEUR
 ВДИТЕЛЬСКОЕ УДОСТОВЕРЕНИЕ
 رخصة القيادة الدولية

IDL No: 2015-123456
 Native DL No.: Op565828 Country: UNITED KINGDOM
 Issued: 2015-JAN-01
 Expires: 2025-JAN-01

LAURA J. SMITH
 1234 MOUNTAIN AVENUE APT 215
 NEW YORK, NY 11234 UNITED STATES
 Country of Birth: UNITED KINGDOM

F 5'6" BLUE B 1975-DEC-21
 Sex Height Eyes Category Date of Birth

International Translation of Native Driver's License

DRIVER'S LICENSE
 LICENCIA DE CONDUCIR
 ВДИТЕЛЬСКОЕ УДОСТОВЕРЕНИЕ
 PERMIS DE CONDUIRE
 رخصة القيادة الدولية

INTERNATIONAL TRANSLATION OF FOREIGN DRIVER'S LICENSE

TYPE/TYPE IDL CODE/CODE ITDL No./TIDPOC No.
 DNF DL464258

1. SURNAME/NOM: ANDERSEN
2. GIVEN NAMES/PRÉNOM: ALEXANDER
3. PLACE OF BIRTH/LEU EN NAUWASSEN: DATE OF BIRTH/DATE DE NAISSANCE: DENMARK 12 DECEMBER 1979
4. PLACE OF RESIDENCE/RESIDENCE: KASTRUP LUNSGADE 15 COPENHAGEN 2770, DENMARK
5. SEX/SEXE: 7. CATEGORY/CATEGORIE: 8. EYES/YEUX: 9. HEIGHT/TAILLE: F A B C D E BLUE 184 CM
10. DATE OF ISSUE/DATE DE DÉLIVRANCE: 11. DATE OF EXPIRY/DATE D'EXPIRATION: 15 NOVEMBER 2004 15 NOVEMBER 2014
12. ISSUER/ÉMETTEUR: O&E Autoclub Association Translation center Executive Officer 7525FC72A

Signature of Holder: [Signature]

JUNK – DO NOT ACCEPT!!

Break

10 minutes please

Liquor Stores

Age Restrictions

- Liquor stores must verify customers are of legal age before selling them alcohol. In the U.S., the minimum age to purchase alcoholic beverages is 21 years old. Selling to underage individuals can result in fines or suspension of a store's liquor license. To prevent illegal sales, stores train staff to check IDs and may utilize electronic age verification systems.

Hours and Days of Sale

- In Carroll County, liquor stores can operate Monday- Sunday 8:00am- 11:00pm.

Safety Measures in Liquor Stores

In addition to legal obligations, liquor stores must prioritize safety through measures like security systems, employee training, and storage protocols. Such precautions help prevent robberies, violence, fires, and other risks associated with selling alcohol.

Surveillance Systems

Most liquor stores invest in video monitoring to deter and document theft and other crimes. Positioning cameras inside and outside the store allows complete coverage. Promptly reporting footage of violations supports police investigations. High-quality systems act as visible deterrents to would-be offenders.

Liquor Stores

Surveillance Systems

- Most liquor stores invest in video monitoring to deter and document theft and other crimes. Positioning cameras inside and outside the store allows complete coverage. Promptly reporting footage of violations supports police investigations. High-quality systems act as visible deterrents to would-be offenders.

Employee Training

- Well-trained staff are the first line of defense in handling unsafe situations that may arise at liquor stores. Topics to cover include checking IDs, spotting fake documentation, refusing sales to intoxicated customers, safely making night deposits, and properly using security systems.

Secure Product Storage

- Keeping inventory stored securely helps prevent shoplifting and employee theft. Locked storerooms, cages around high value items, and alarms on bottles all limit access and visibility. Safely disposing of empty bottles also reduces the chance of illegal refilling.

Avoiding Penalties


- Failure to adhere to alcohol regulations exposes businesses to expensive fines, lost licenses, and criminal prosecution.

Preventing Abuse and Addiction

- Liquor stores sit at the frontline of issues like underage drinking and alcoholism. Careless selling enables dangerous consumption levels that burden health services. Through diligent ID checking and staff training, stores assist communities by promoting responsible sale and use of alcohol.

• **Best Practices for Liquor Store Safety and Compliance**

- Liquor store owners should implement these proven policies and procedures for responsibly running outlets that meet legal and community expectations:
 - Perform regular employee training on alcohol regulations and store protocols using TTB guidance
 - Institute monthly compliance checks on verifying IDs and refusing sales to intoxicated customers
 - Install comprehensive surveillance systems with at least 90 days of video storage



- **Best Practices for Liquor Store Safety and Compliance**

- Safely destroy empty bottles by breaking them to prevent illegal reuse
- Report any license violations, complaints, or threats immediately to responsible authorities
- Join local business groups and maintain open dialogue with neighborhood associations
- Post emergency numbers and taxi companies prominently to aid intoxicated or imperiled customers
- Support alcohol abuse education through partnerships, sponsorships, and community event presence

Understand Liability

- Carroll County holds the Licensee accountable for an illegal alcohol sale in an establishment. The Liquor Board adjudicates as an administrative panel.
- The **server/clerk can be issued a criminal citation** and adjudicated in the judicial system. Also, the Comptroller's office of Maryland can issue criminal citations.
- Carroll County States Attorney's Diversion Program
Common Negligence (Civil Suit) – Can be sued for anything in these situations.

Underage Alcohol Compliance Checks

- We will send an underage volunteer into your establishment to attempt to purchase alcohol
- If they are asked, they will show their real vertical ID
- If the server/ bartender sells the underage volunteer alcohol a violation notice will be issued to the establishment
- Server can still be held liable even if told to do so by their manager
- The server/ bartender will be issued a Notice of Violation
- Selling alcohol to an underage person is a misdemeanor offense and carries a possible criminal fine of up to \$2500.

CRIMINAL VIOLATION FOR SELLING ALCOHOL TO PERSONS UNDER 21

As part of its duties, the Carroll County Liquor Board regulates compliance with the laws concerning the sale of alcoholic beverages in Carroll County. The Liquor Board Inspector will investigate the illegal sale of alcoholic beverages by your employer and you. Any person who sold an alcoholic beverage to a person under the age of 21, could be charged with Furnishing Alcohol to a person under 21 years of age, which is a misdemeanor offense and carries a possible criminal fine of up to \$2500. The Carroll County Liquor Board Inspector will refer this matter to the State's Attorney's Office to determine whether criminal charges should be filed against the seller/server for selling or furnishing alcohol to a person under age 21. In lieu of formal charges, the State's Attorney's Office could decide not to prosecute the case if a diversion program is completed. The diversion program would include attendance at the Catherine's Cause Forum or other approved forum (in the event that Catherine's Cause Forum is not available). Attendance at the diversion program would not be considered an admission of guilt in any subsequent proceeding.

The employee who served/sold to the underage person will be the one who will be held accountable.

Documentation

- Have a book behind counter where you write what happened that day
- Unruly person that had to be removed
- Patron that was cut off
 - Did they show up intoxicated
 - Did they refuse a ride
- Possible underage sale
- More documentation is always better
- Document even when nothing happened that day

Can Employee Drink While Working?

Local Rule

56. CONSUMPTION OF ALCOHOL WHILE WORKING

No licensee or employee of a licensed establishment, while on duty, may consume anywhere on the premises any alcoholic beverages. No licensee or employee of a licensed establishment may be on duty at any time, for any reason, while in an impaired condition, regardless of where the alcoholic beverages were consumed.



Just don't do it - your livelihood, customer safety and the establishments license are all at risk,



Overserving

Remember!

- **Do not drink while working!**
- **Do not accept vertical ID's**
- **Slow down service for patrons showing signs of intoxication!**
- **Offer food or non-alcoholic drinks to patrons showing signs of intoxication!**
- **Only time will sober a person up!**
- **Document, document, document!! Even if nothing occurs!**
- **Its is a crime to serve underage persons!**
- **Do not marry liquor bottles!**

Remember!

- If unsure about an ID ask for a secondary form!
- If your bar runs out of a brand DO NOT go to the local liquor store to replace it!
- If you are unsure about something, contact your local inspectors!
- It is your right to refuse service to anyone for any reason!
- **WE ARE HERE TO EDUCATE NOT VIOLATE**

Wrap up and Review



- Test is 20 questions.
- If you get stuck on a question, ask.
- Your certificates will be given to you after you **PASS** the test.

Iowa ABD Age to Purchase App [Department of Commerce Iowa](#)

